

Plants Make Their Own Food



Level: L Word Count: 190
100th Word: *sugar* (page 14)

Teaching Focus:

Phonics: Word Study

Different letters can make the same sound. Look at the words light and life. What parts of the word make the same sound?

My
Science
Library

Levels 2-3

Tips on Reading This Book with Children:

1. Read the title.

Predictions – after reading the title have children make predictions about the book.

2. Take a book walk.

Talk about the pictures in the book. Use the content words from the book as you take the picture walk.

Have children find one or two words they know as they do a picture walk.

3. Have children find words they recognize in the text.

4. Have children read the remaining text aloud.

5. Strategy Talk – use to assist children while reading.

- Get your mouth ready
- Look at the picture
- Think...does it make sense
- Think...does it look right
- Think...does it sound right
- Chunk it – by looking for a part you know

6. Read it again.

7. Complete the activities at the end of the book.



Plants Make Their Own Food

by Julie K. Lundgren

Science Content Editor:
Kristi Lew



www.rourkeclassroom.com

Science content editor: Kristi Lew

A former high school teacher with a background in biochemistry and more than 10 years of experience in cytogenetic laboratories, Kristi Lew specializes in taking complex scientific information and making it fun and interesting for scientists and non-scientists alike. She is the author of more than 20 science books for children and teachers.

© 2012 Rourke Publishing LLC

All rights reserved. No part of this book may be reproduced or utilized in any form or by any means, electronic or mechanical including photocopying, recording, or by any information storage and retrieval system without permission in writing from the publisher.

www.rourkeclassroom.com

Photo credits: Cover © Jag_cz, Triff, Sam DCruz, ra2 studio, Cover logo frog © Eric Pohl, test tube © Sergey Lazarev; Table Of Contents © Granite; Page 4 © IKO; Page 5 © Jaimie Duplass; Page 7 © Kevin Eaves; Page 9 © shirophoto; Page 10 © Juriah Mosin; Page 11 © Ewa Walicka; Page 12 © Neeila; Page 13 © Alexanderus; Page 14 © Dmitri Melnik; Page 15 © Granite; Page 16 © CREATISTA; Page 17 © Aleksandr Bryliaev; Page 18 © eans; Page 19 © Yossi Manor; Page 20 © Zeljko Radojko; Page 21 © Alexey Antipov

Editor: Kelli Hicks

My Science Library series produced for Rourke by Blue Door Publishing, Florida

Library of Congress Cataloging-in-Publication Data

Lundgren, Julie K.

Plants make their own food / Julie K. Lundgren.

p. cm. -- (My science library)

Includes bibliographical references and index.

ISBN 978-1-61741-747-4 (Hard cover) (alk. paper)

ISBN 978-1-61741-949-2 (Soft cover)

1. Plants--Juvenile literature. 2. Photosynthesis--Juvenile literature. I. Title.

QK49.L866 2012

580--dc22

2011004760

Rourke Publishing

Printed in China,

Power Printing Company Ltd

Guangdong Province

042011

042011LP




www.rourkeclassroom.com - rourke@rourkepublishing.com

Post Office Box 643328 Vero Beach, Florida 32964

Table of Contents

Plug Into the Sun	4
Food Factories	8
The Air We Breathe	16
Show What You Know	22
Glossary	23
Index	24



Plug Into the Sun

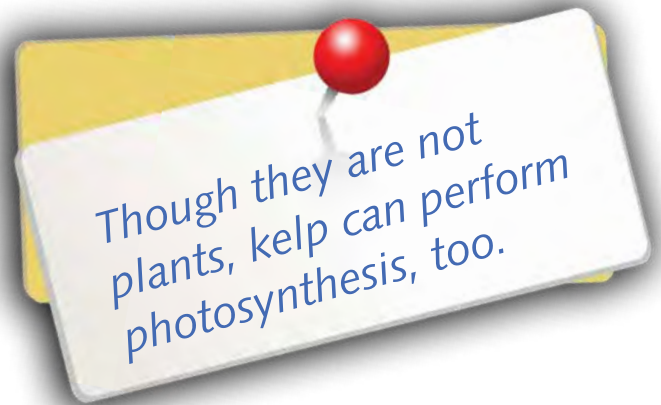
The Sun provides Earth with light, a form of **energy**. Light energy from the Sun fuels life on Earth.





*The Sun bathes Earth in
warmth and light.*

Using the Sun's light energy, green plants and a few other life forms, such as kelp, make their own food in a **process** called **photosynthesis**.

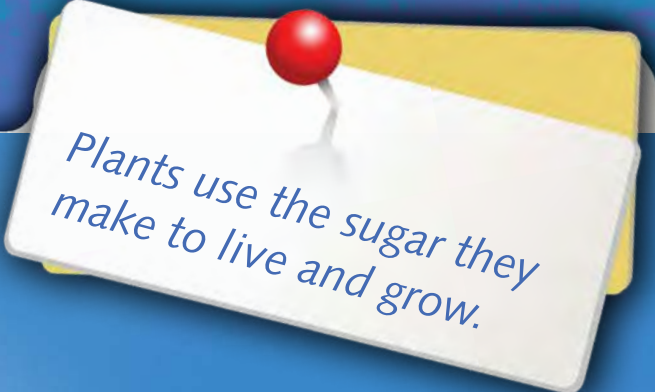




Food Factories

Plants use photosynthesis to change two **ingredients** into a simple sugar. The ingredients are water and a gas called carbon dioxide.





*Plants use the sugar they
make to live and grow.*



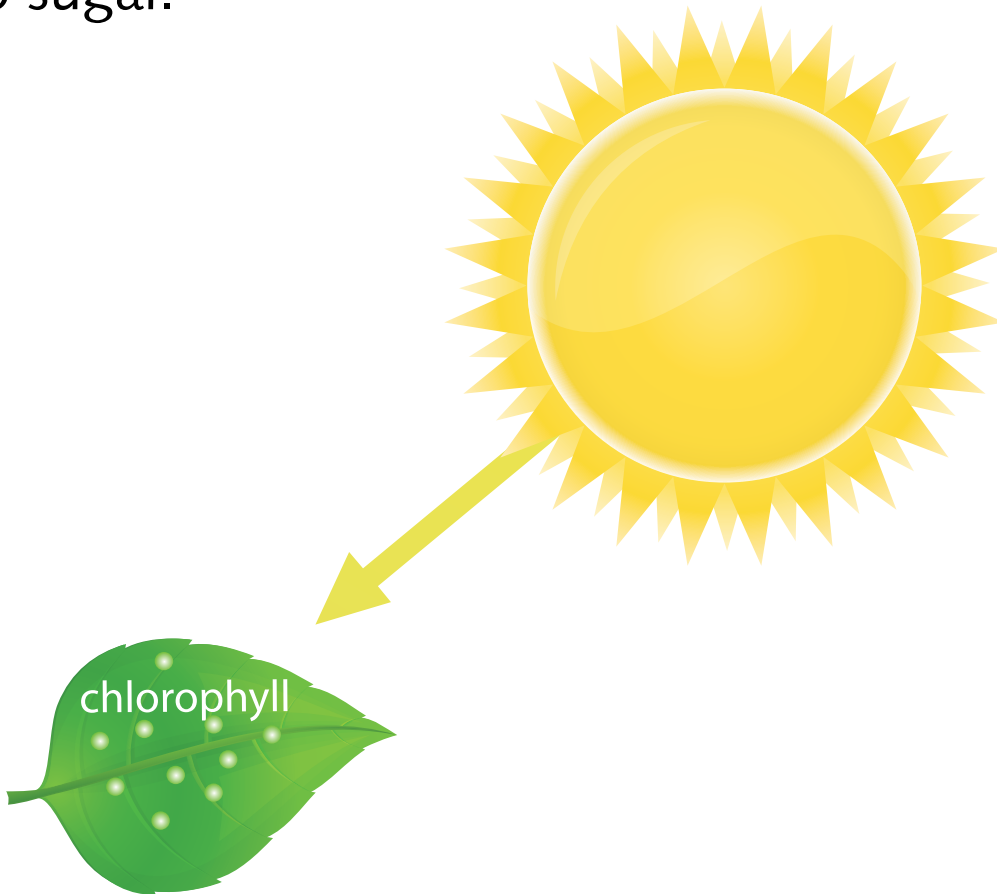
Roots take in water. Leaves **absorb carbon dioxide** from the air. Sunlight provides the energy for photosynthesis to work.



carbon dioxide

water

Chlorophyll absorbs the Sun's light energy. The plant then uses this captured energy to change carbon dioxide and water into sugar.



A red pushpin is pinned to the top edge of a white rectangular note. The note is placed on a background of vibrant green maple leaves. The leaves have prominent veins and some have small holes, suggesting they might be from a tree like a sycamore. The lighting is bright, creating a soft bokeh effect in the background.

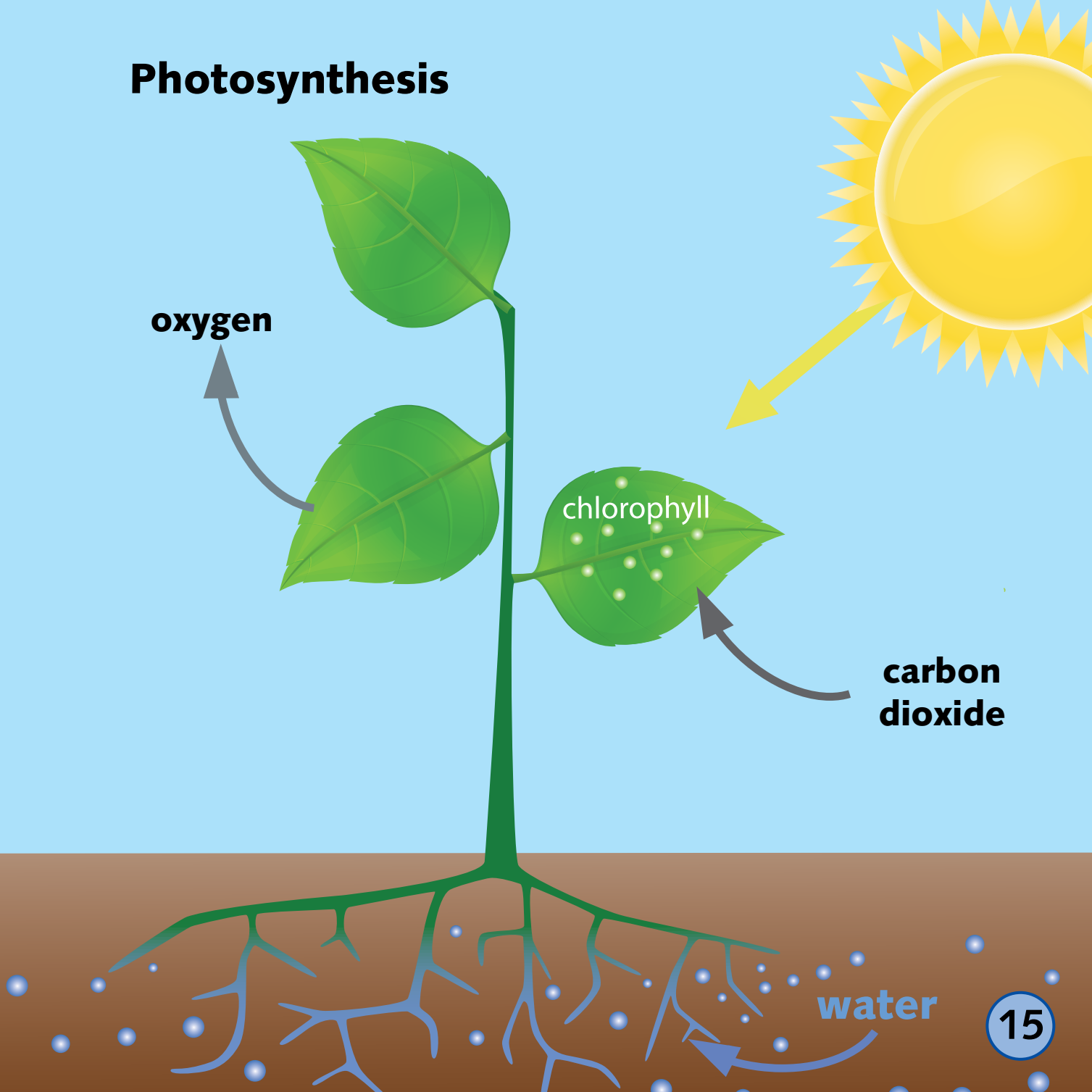
*Chlorophyll gives plants
their green color.*

Besides sugar, photosynthesis makes a gas called **oxygen**. Plants make more oxygen than they need, so they let go of the extra oxygen.




Gases enter and exit
plant leaves through very
tiny openings.

Photosynthesis



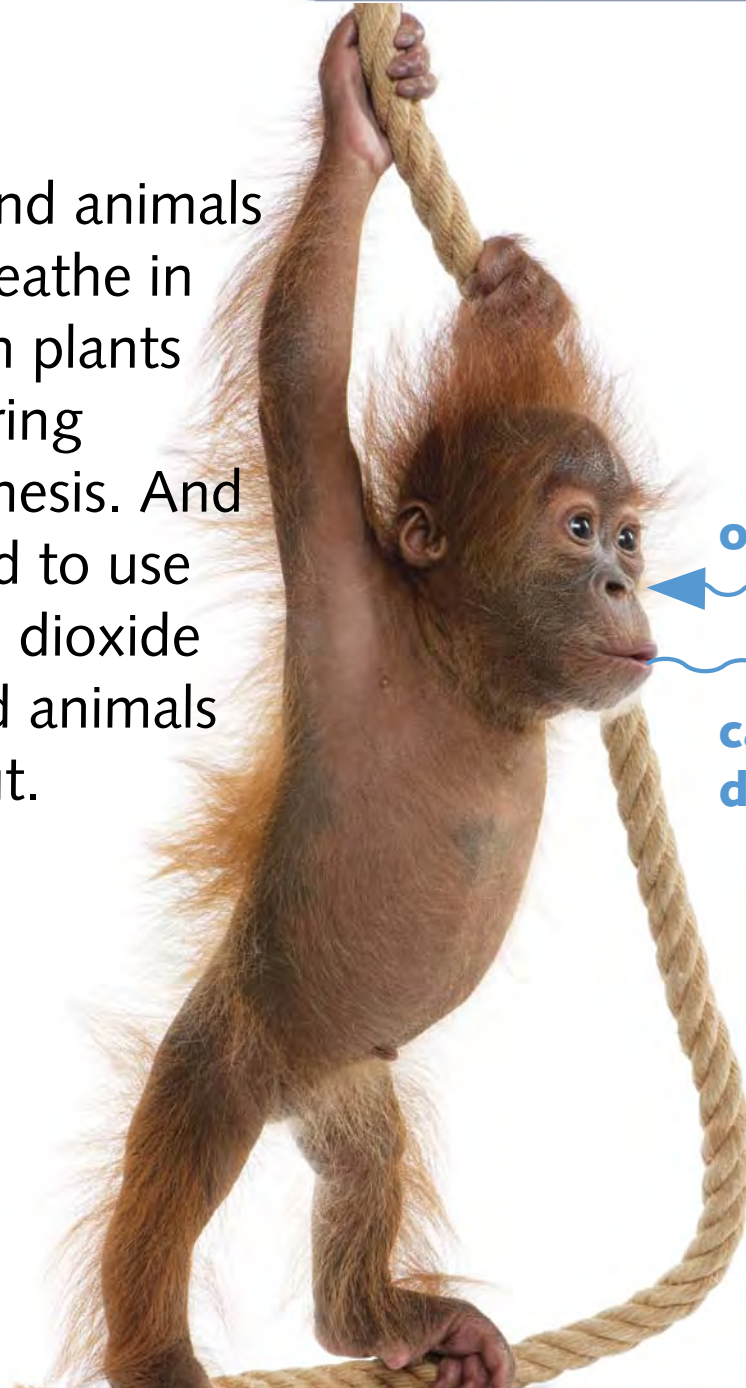
The Air We Breathe

Both animals and plants need air. People need oxygen from air and plants need carbon dioxide.



Animals help plants with photosynthesis by breathing out carbon dioxide.

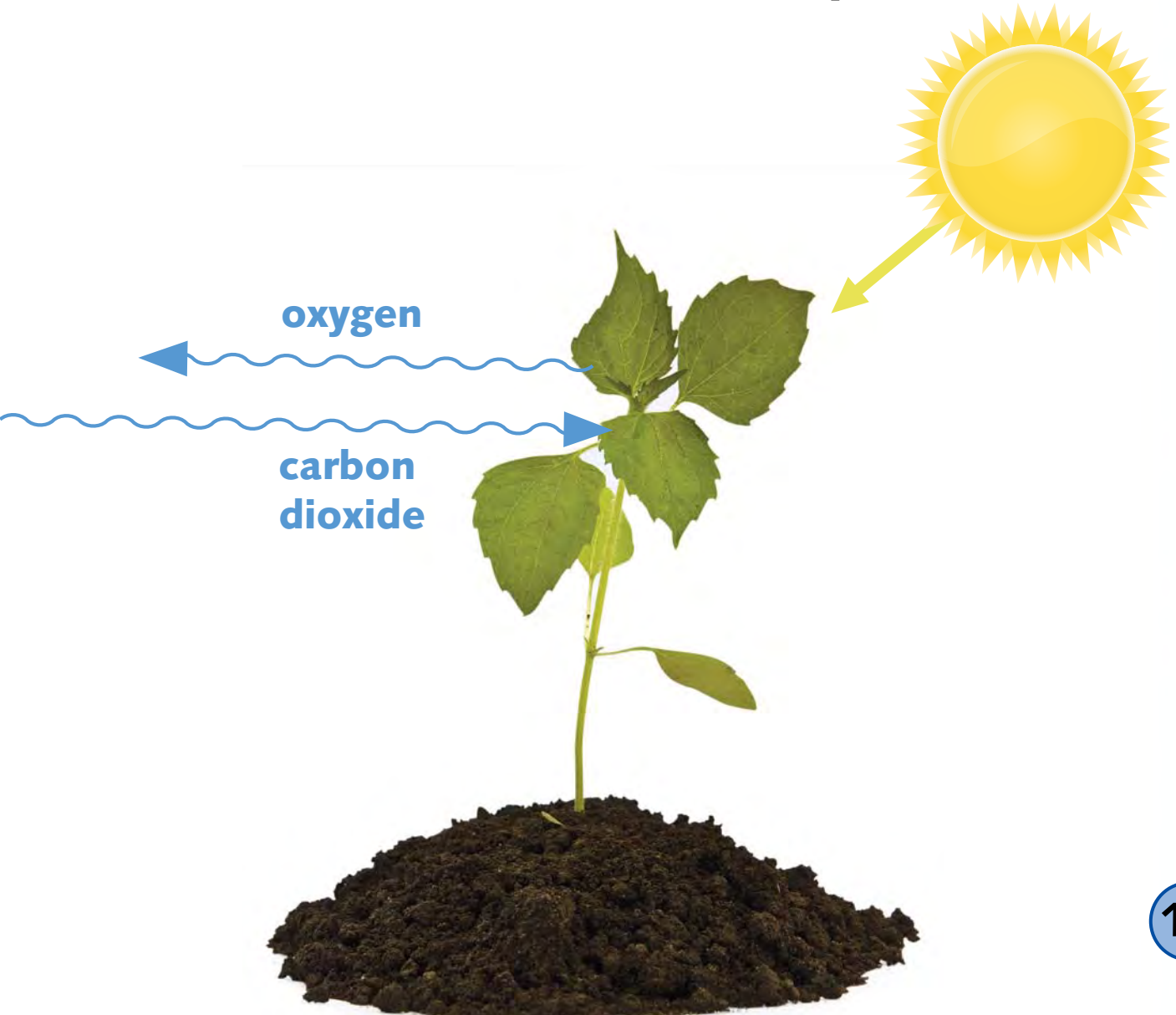
People and animals need to breathe in the oxygen plants release during photosynthesis. And plants need to use the carbon dioxide people and animals breathe out.



oxygen

carbon dioxide

How Animals and Plants Help Each Other



Animals and people rely on plants for food. They also need oxygen from plants. Without plants and photosynthesis, animals and people would not survive.







1. What do plants need to make their own food?
2. Why are plants important to life on Earth?
3. How do the gases that animals and plants produce benefit each other?

Glossary

absorb (ab-ZORB): to take in liquid or gas

carbon dioxide (KAR-buhn dye-OK-side): a gas that people and animals breathe out as waste

chlorophyll (KLOR-uh-fill): the stuff in plants that causes the green color and traps light energy from the Sun for photosynthesis

energy (en-ur-jee): the ability to do work or make changes happen

ingredients (in-GREE-dee-uhnts): things that go into a recipe to make something else

oxygen (OK-suh-juhn): a gas that plants make and that people and animals breathe in

photosynthesis (foh-toh-SIN-thuh-siss): the way green plants make their own food

process (PRAH-sess): a series of steps to make or do something

Index

air 10, 16

carbon dioxide 10, 11, 15,
16, 17, 18, 19

gas(es) 8, 14

leaves 10, 14

oxygen 14, 15, 18, 19, 20

photosynthesis 6, 8, 14,
18, 20

roots 10

sunlight 10, 12

water 8, 10, 12

Websites

www.exploringnature.org/db/detail.php?dbID=32&detID=1208

www.ftexploring.com/me/photosyn1.html

www.pbs.org/wgbh/nova/methuselah/phot_flash.html

www.realtrees4kids.org/sixeight/letseat.htm

About the Author

As a child, Julie K. Lundgren lived near Lake Superior where she once grew a giant turnip and had many pets. Her interest in plants and animals led her to a degree in biology. She lives in Minnesota with her family.



Comprehension & Extension:

- Summarize:

What is photosynthesis? How do plants make their own food?

- Text to Self Connection:

*Have you ever made your own food?
What did you make and how did you make it?*

- Extension: *Draw and Write*

*Draw a picture to show how photosynthesis works.
Write labels or captions to describe your drawing.*

Sight Words I Used:

**from
make
other
they
with**

Vocabulary Check:

Use glossary words in a sentence.

Life Science **PLANTS**



Have you ever wondered about the science all around us? Plants grow and change, the Sun rises to warm the Earth, and matter changes from one form to another. Investigate Life, Physical, Earth, and Technology science topics with Rourke's *My Science Library*. This library explores NSTA science standards with engaging text and colorful images to support readers from kindergarten to third grade. Are you ready to investigate?

Books in *My Science Library*:

Earth is Tilting!

Gravity! Do You Feel It?

Let's Classify Animals!

Melting Matter

Natural or Man-Made?

Plants Make Their Own Food

Seeds, Bees, and Pollen

Studying Weather and Climates

What Do Critters Do in the Winter?

What's on the Food Chain Menu?

Where Did the Water Go?


Zap! It's Electricity!

ISBN 978-1-61741-949-2



9 781617 419492

9 0000



ROURKE
CLASSROOM

www.rourkeclassroom.com